



## MUNICIPAL GOVERNMENT

CITY OF SPRUCE GROVE



**City Hall**



**Development and building permits and fees**



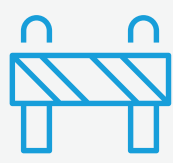
**Family and Community Support Services**

(20% Municipal government / 80% Provincial government)

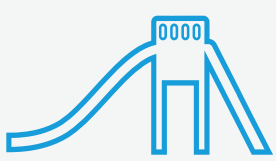


**Municipal police force**

(ie. Parkland RCMP)



**Local road maintenance and improvement**



**Parks, trails and playgrounds**



**Property tax**

(municipal portion)



**Protective Services**



**Recreation facilities**



**Senior's supportive housing**

(ie. Meridian Foundation)

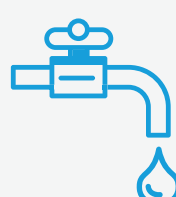


**Social services**

(education and awareness of services available)



**Transit**



**Utilities**

(water, sewer, wastewater)



**Waste collection**

## PROVINCIAL GOVERNMENT

ALBERTA



**Employer and employee supports**



**Family and Community Support Services**

(80% Provincial government / 20% Municipal government)



**Highways**



**Hospitals**



**Housing**



**Justice**



**Landlord and tenant supports**



**Post-secondary education**



**Property tax**

(provincial portion)



**Safety enforcement**



**Schools**



**Social services**

(treatment and specialized services, domestic violence shelters)



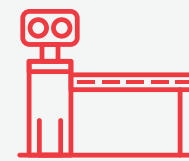
**Student loans**

## FEDERAL GOVERNMENT

CANADA



**Airports**



**Borders and passports**



**Broadcasting and telecommunications**



**Canada Child Benefit**



**Charter of Human Rights**



**Employment insurance**



**Fisheries, oceans and national parks**



**Income tax**



**International travel and support for Canadians abroad**



**Mortgages**

(ie. Canadian Mortgage and Housing Corporation)



**National RCMP**



**National defence and veteran's affairs**



**Postal service**



**Student loans**